

**KEY FACTS**

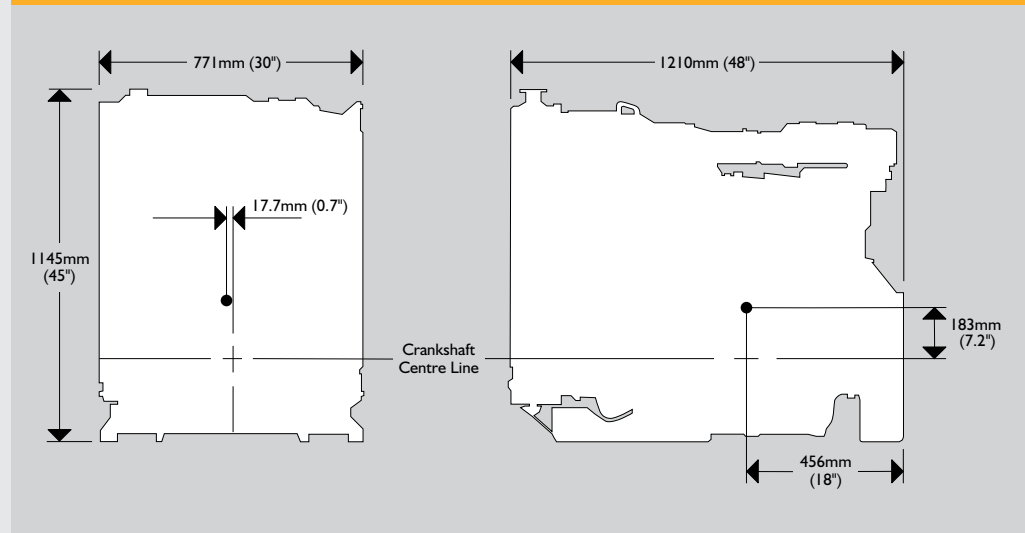
Efficient combustion process has lead to no aftertreatment requirements

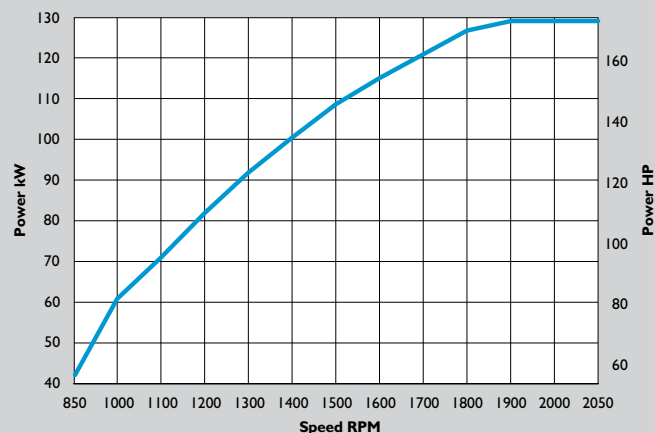
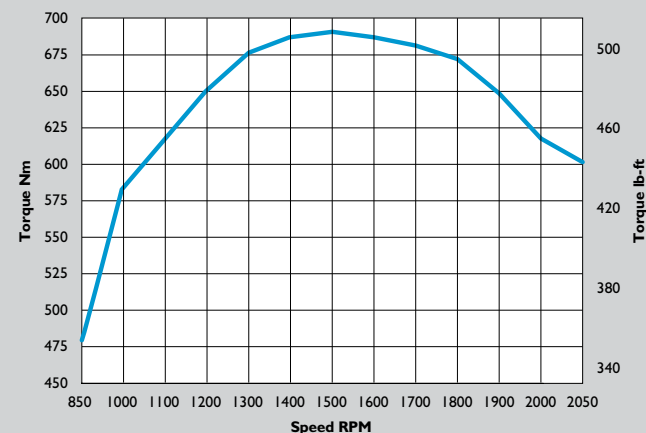
Heavy duty engine with common customer installation interface points across the product family

Supported by Global Distributor and Dealer Network

**GENERAL TECHNICAL DATA**

<b>Model</b>		<b>448 TA4i-129</b>
Maximum rating (gross intermittent)	kW (hp)	129 (173)
Thermodynamic cycle		Diesel 4 stroke
Aspiration		TCAE
Arrangement		4 cylinder IPU
Emissions level		Stage IIIB / Tier 4 Interim
Bore	mm (in)	106 (4.18)
Stroke	mm (in)	135 (5.31)
Total displacement	cm <sup>3</sup> (in <sup>3</sup> )	4765 (291)
Valves per cylinder		4
Injection system		Common Rail
Cooling		Liquid
Direction of rotation (viewed from crank nose)		Clockwise
Dry weight	kg (lbs)	630 (1389)
Rated speed	rpm	2050
Peak torque	Nm (lb-ft)	690 (509)
Peak torque speed	rpm	1500
Maximum no load governed speed	rpm	2125
Nominal idling speed	rpm	850
Minimum starting temperature without auxiliaries	°C (°F)	-12 (10.4)
Gradability - continuous	degrees	35
Gradability - intermittent	degrees	45


**DIMENSIONS**


**POWER CURVE**

**TORQUE CURVE**

**STANDARD CONFIGURATION**

Flywheel housing	SAE3
Intake manifold location	Left hand forward*
Exhaust manifold / turbocharger location	Right hand rearward*
Turbocharger	Variable geometry turbocharger
Fan drive ratios	0.85:1, 1:1, 1.16:1 or 1.25:1
Distance between fan - crankshaft centres	mm (in) 262 (10.3)
Fuel filter	Engine mounted
Fuel lift pump	Pre-filter with primary pump and WIF sensor
Oil filter	Single, vertical - LHS*
Oil sump	Pressed steel
Breather system	Open
Oil cooler	Left hand side*
Oil filler position	Top and left hand side*
Starter motor	12V, 4.2kW/24V, 4kW
Alternator	12/24V, 55A or 100A
Power Take-off: Heavy Duty	60kW, 205Nm, 1.268:1 RHS
Power Take-off: Light Duty	15kW, 40Nm, 1.625:1 LHS
Finish	Lacquered

\*Orientation from flywheel.

**OPTIONS**

Extensive range of configuration options available - contact local JCB Power Systems distributor, or JCB Power Systems sales and applications department for availability and configuration options.

For more information on purchasing a JCB engine or configuration of a bespoke product for your requirements contact a JCB Power Systems distributor.